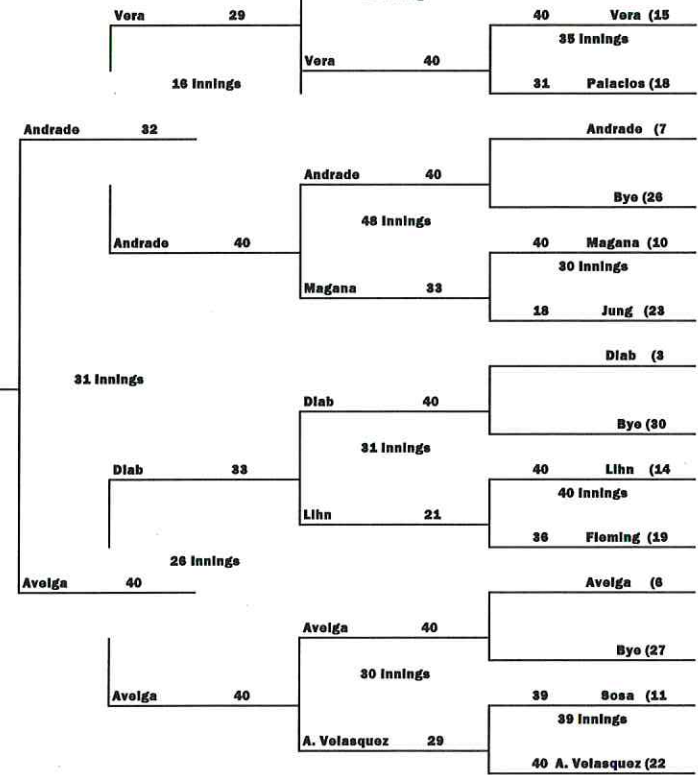


1st \$3,000
 2nd \$2,200
 3rd / 4th \$1,000
 5th - 8th \$400
 9th - 12th \$200
 High Run \$200
 Best Game \$200

CHAMPION





BRACKET "A"


HANDICAP PER GAME	Name	CHAVITA	G. NAJIM	C. CARRILLO	J. QUINONES	G. SOSA	WIN / LOSS	TOTAL POINTS	TOTAL INNINGS	TOTAL POINTS W/O HANDICAP	GRAND AVERAGE	HIGH RUN	BEST GAME W/O HANDICAP	FINAL RANKINGS
15	CHAVITA		35 40 1.143	33 40 1.212	42 30 .714	35 30 .714	2/2	140	145	80	0.552	3	0.758	3
5	G. NAJIM	35 32 .914		41 40 .976	35 34 .971	49 33 .673	1/3	139	160	119	0.744	5	0.854	4
15	C. CARRILLO	33 39 1.182	41 31 .756		23 27 1.174	24 26 1.083	0/4	123	121	63	0.521	3	-	5
15	J. QUINONES	42 40 .952	35 40 1.143	23 40 1.739		29 40 1.379	4/0	160	129	100	0.775	4	1.087	1
0	G. SOSA	35 40 1.143	49 40 .816	24 40 1.667	29 32 1.103		3/1	152	137	152	1.109	9	1.667	2
BRACKET AVERAGE									692	514	0.743			





BRACKET "B"


HANDICAP PER GAME	Name	LUIS AVILA	JORGE VERA	A. CASTILLO	F. BONILLA	C. PEREZ	WIN / LOSS	TOTAL POINTS	TOTAL INNINGS	TOTAL POINTS W/O HANDICAP	GRAND AVERAGE	HIGH RUN	BEST GAME W/O HANDICAP	FINAL RANKINGS
0	LUIS AVILA		26 40 1.538	41 28 .683	36 40 1.111	34 40 1.176	3/1	148	137	148	1.080	8	1.538	2
10	JORGE VERA	26 35 1.346		37 37 1.00	20 20 1.00	35 40 1.143	1/3	132	118	92	0.780	3	0.714	5
10	A. CASTILLO	41 40 .976	37 40 1.081		26 40 1.538	36 28 .609	3/1	148	150	108	0.720	5	0.962	1
10	F. BONILLA	36 31 .861	20 40 2.00	26 17 .654		36 40 .870	2/2	108	128	68	0.531	4	1.500	3
15	C. PEREZ	31 37 1.088	35 33 .943	46 40 .870	46 37 .804		1/3	147	161	87	0.540	4	0.543	4
BRACKET AVERAGE									694	503	0.725			





BRACKET "C"


HANDICAP PER GAME	Name	M. TERRAZAS	A. VELAZQUEZ	A. MAGANA	B. KHALIFA	J. PEREZ	WIN / LOSS	TOTAL POINTS	TOTAL INNINGS	TOTAL POINTS W/O HANDICAP	GRAND AVERAGE	HIGH RUN	BEST GAME W/O HANDICAP	FINAL RANKINGS
10	M. TERRAZAS		39 21 .429	35 31 .886	27 27 1.00	33 29 .853	0/4	108	145	68	0.469	4	-	5
5	A. VELAZQUEZ	49 40 .816		40 34 .850	38 37 .974	28 40 1.429	2/2	151	155	131	0.845	5	1.250	3
10	A. MAGANA	35 40 1.143	40 40 1.00		24 36 1.500	57 40 .702	3/1	156	156	116	0.744	5	0.857	1
10	B. KHALIFA	27 40 1.481	38 40 1.053	24 40 1.667		39 24 .800	3/1	144	119	104	0.874	5	1.250	2
15	J. PEREZ	34 40 1.176	28 30 1.071	57 38 .667	30 40 1.333		2/2	148	149	88	0.591	4	0.833	4
BRACKET AVERAGE									724	507	0.700			





BRACKET "D"


HANDICAP PER GAME	Name	J. VELAZQUEZ	P. FELTMAN	R. MEZA	CHO KIM	M. SORIANO	WIN / LOSS	TOTAL POINTS	TOTAL INNINGS	TOTAL POINTS W/O HANDICAP	GRAND AVERAGE	HIGH RUN	BEST GAME W/O HANDICAP	FINAL RANKINGS
15	J. VELAZQUEZ		39 30 .769	29 33 1.069	42 40 .952	38 40 1.053	2/2	143	148	83	0.561	4	0.658	3
15	P. FELTMAN	39 40 1.026		25 32 1.231	34 36 1.059	44 34 .773	1/3	142	143	82	0.573	5	0.641	5
10	R. MEZA	29 40 1.379	25 40 1.538		42 40 .952	45 40 .889	4/0	160	142	120	0.845	7	0.962	1
10	CHO KIM	42 35 .883	34 40 1.176	42 29 .690		50 40 .800	2/2	144	168	104	0.619	6	0.735	2
15	M. SORIANO	38 34 .895	44 40 .909	45 38 .844	50 32 .640		1/3	144	177	84	0.475	4	0.568	4
BRACKET AVERAGE									778	473	0.608			





BRACKET "E"

HANDICAP PER GAME	Name	K. DIAB	J. FLEMING	F. GIORDANO	JUSTIN LEE	I. RAMIREZ	WIN / LOSS	TOTAL POINTS	TOTAL INNINGS	TOTAL POINTS W/O HANDICAP	GRAND AVERAGE	HIGH RUN	BEST GAME W/O HANDICAP	FINAL RANKINGS
10	K. DIAB		29 40 1.379	41 40 .976	44 40 .909	24 40 1.667	4/0	160	138	120	0.870	7	1.250	1
20	J. FLEMING	29 33 1.138		56 40 .714	42 34 .810	39 40 1.026	2/2	147	166	67	0.404	5	0.513	2
15	F. GIORDANO	41 20 .488	56 34 .607		52 31 .596	32 25 .781	0/4	110	142	50	0.352	3	-	5
5	JUSTIN LEE	44 30 .682	42 40 .952	52 40 .769		27 25 .926	2/2	135	165	115	0.697	6	0.833	3
10	I. RAMIREZ	24 20 .833	39 33 .846	32 40 1.250	27 40 1.481		2/2	133	122	93	0.762	4	1.111	4
BRACKET AVERAGE									733	445	0.607			





BRACKET "F"

HANDICAP PER GAME	Name	PHU PHAM	E. VALERIO	JAVIER VERA	R. AREDO	PEDRO PIEDRABUENA	WIN / LOSS	TOTAL POINTS	TOTAL INNINGS	TOTAL POINTS W/O HANDICAP	GRAND AVERAGE	HIGH RUN	BEST GAME W/O HANDICAP	FINAL RANKINGS
5	PHU PHAM		23 24 1.043	10 17 1.700	22 40 1.818	24 29 1.208	1/3	110	79	90	1.139	8	1.591	4
15	E. VALERIO	23 40 1.739		18 18 1.000	28 40 1.429	32 24 .750	2/2	147	166	87	0.524	4	0.513	3
0	JAVIER VERA	10 40 4.000	18 40 2.222		27 40 1.481	20 25 1.250	3/1	145	75	145	1.933	11	4.000	2
15	R. AREDO	22 27 1.227	28 27 .964	27 27 1.000		16 27 1.688	0/4	108	93	48	0.516	3	-	5
0	PEDRO PIEDRABUENA	24 40 1.667	32 40 1.250	20 40 2.000	16 40 2.500		4/0	160	92	160	1.739	9	2.500	1
BRACKET AVERAGE									505	530	1.050			





BRACKET "G"

HANDICAP PER GAME	Name	SANG JUNG	I. PALACIOS	HIEP DON	J. PULIDO	STAN LEE	WIN / LOSS	TOTAL POINTS	TOTAL INNINGS	TOTAL POINTS W/O HANDICAP	GRAND AVERAGE	HIGH RUN	BEST GAME W/O HANDICAP	FINAL RANKINGS
5	SANG JUNG		56 36 .643	38 29 .763	49 40 .816	40 40 1.00	2/2	145	183	125	0.683	5	0.875	3
15	I. PALACIOS	56 40 .714		39 29 .744	57 40 .702	44 39 .886	2/2	148	196	88	0.449	4	0.446	2
10	HIEP DON	38 40 1.053	39 40 1.026		37 40 1.081	38 40 1.053	4/0	160	152	120	0.789	7	0.676	1
15	J. PULIDO	49 35 .714	57 32 .561	37 31 .838		48 40 .833	1/3	138	191	78	0.408	3	0.521	5
5	STAN LEE	40 33 .825	44 40 .909	38 36 .947	48 39 .813		1/3	148	170	128	0.753	4	0.795	4
BRACKET AVERAGE									892	539	0.604			





BRACKET "H"

HANDICAP PER GAME	Name	R. ALMAZO	F. DOMINGUEZ	ISAIAS ANDRADE	S. WINSTON	R. RASKIN	WIN / LOSS	TOTAL POINTS	TOTAL INNINGS	TOTAL POINTS W/O HANDICAP	GRAND AVERAGE	HIGH RUN	BEST GAME W/O HANDICAP	FINAL RANKINGS
10	R. ALMAZO		40 30 .750	37 34 .919	38 23 .605	42 37 .881	0/4	124	157	84	0.535	2	-	5
15	F. DOMINGUEZ	40 1.00		40 28 .700	35 40 1.111	40 40 1.00	3/1	148	156	88	0.564	4	0.694	2
10	ISAIAS ANDRADE	37 40 1.081	40 40 1.00		64 40 .625	40 35 .875	3/1	155	181	115	0.635	4	0.811	1
15	S. WINSTON	38 40 1.053	36 28 .778	64 31 .484		45 40 .889	2/2	139	183	79	0.432	3	0.658	4
15	R. RASKIN	42 40 .952	40 26 .650	40 40 1.00	45 36 .800		2/2	142	167	82	0.491	4	0.625	3
BRACKET AVERAGE									844	448	0.531			





BRACKET "I"

HANDICAP PER GAME	Name	V. PINEDA	LINH	C. PYUN	L. CARRANZA	G. ROJAS	WIN / LOSS	TOTAL POINTS	TOTAL INNINGS	TOTAL POINTS W/O HANDICAP	GRAND AVERAGE	HIGH RUN	BEST GAME W/O HANDICAP	FINAL RANKINGS
5	V. PINEDA		29 27 .931	38 40 1.053	41 40 .976	42 37 .667	2/2	144	150	124	0.827	2	0.921	3
10	LINH	29 40 1.379		32 27 .844	40 40 1.00	33 40 1.212	3/1	147	134	107	0.799	4	1.034	2
5	C. PYUN	38 28 .737	32 40 1.250		50 40 .800	47 40 .851	3/1	148	167	128	0.766	4	1.094	1
15	L. CARRANZA	41 38 .927	40 28 .700	50 37 .740		59 40 .678	1/3	143	183	83	0.454	3	0.424	4
15	G. ROJAS	45 40 .889	33 25 .758	47 25 .532	59 31 .525		1/3	121	184	61	0.332	4	0.556	5
BRACKET AVERAGE									818	503	0.615			





BRACKET "J"

HANDICAP PER GAME	Name	L. AVEIGA	C. SALINAS	R. CARRANCO	T. NGUYEN	H. OCAMPO	WIN / LOSS	TOTAL POINTS	TOTAL INNINGS	TOTAL POINTS W/O HANDICAP	GRAND AVERAGE	HIGH RUN	BEST GAME W/O HANDICAP	FINAL RANKINGS
0	L. AVEIGA		39 .975	40 1.053	40 1.149	40 1.081	3/1	159	150	159	1.060	9	1.143	1
10	C. SALINAS	40 1.000		38 1.462	34 1.00	40 .851	2/2	152	147	112	0.762	5	0.750	3
5	R. CARRANCO	37 .974	40 1.538		38 1.462	35 1.029	1/3	150	124	130	1.048	7	1.346	4
5	T. NGUYEN	23 .657	40 1.176	40 1.538		40 1.176	3/1	143	129	123	0.953	7	1.346	2
15	H. OCAMPO	30 .811	27 .574	40 1.176	32 .941		1/3	129	152	69	0.454	5	0.735	5
BRACKET AVERAGE								702	593	0.845				

